



# CHILDCARE SURVEY REPORT

---

## 2022

TICONDEROGA  
AREA SURVEY DATA



REPORT PREPARED BY  
THE TICONDEROGA  
REVITALIZATION  
ALLIANCE



# CHILDCARE IN OUR REGION

---

In the fall of 2021, the Child Care Coordinating Council of the North Country (CCCCNC) published a study\* documenting the extreme "childcare desert" in our region. The study identified 1 slot of childcare available for every 4.3 children in Essex County needing care, and 1 slot for every 5 children in Ticonderoga. This trend was accelerated by the COVID-19 virus in 2020 and 2021. A quick read of the report provides alarming data that reveals the situation is not improving. The Ticonderoga Area has lost two more providers since the report was published.

The CCCCNC and The Adirondack Community Action Programs (ACAP) have received excellent grant support from the State of New York to nurture and train new home-based childcare providers and have developed excellent programs to support new providers in the region. However, they are challenged to find people who want to provide these services in their homes. As a result, some of the training sessions have been cancelled due to a lack of attendees, and not a single new provider has been developed in Essex County in the past year.

\*CCCCNC study:

[www.ccf.ny.gov/files/3515/7909/7246/drNorthCountry.pdf](http://www.ccf.ny.gov/files/3515/7909/7246/drNorthCountry.pdf)

## childcare desert

*noun*

An area in which the potential need for child care based on population far exceeds the capacity of the regulated child care provider system.



# OVERVIEW

---

In February 2022, the Ticonderoga Revitalization Alliance partnered with Ticonderoga Central Schools to conduct a childcare survey of families that live and work in our local community (Ticonderoga, Hague, Putnam, Crown Point, and Moriah).

We distributed an online survey through employers and schools and publicized it widely through the local newspaper and many social media partners. The schools promoted it through their employee and parent notification systems. Our employers large and small emailed the surveys to their employees. A hard-copy version was made available at individual employers, town offices, schools, and other public locations who returned them to Ti-Alliance for tabulation.

# SURVEY GOAL

---

To assess our local situation and create a publicly-based childcare facility targeted at the best possible solution for our immediate community.

## PARENT TESTIMONY

*"I currently have my 70-year old mother-in-law watching my 8-month old Monday-Friday because I can't find childcare."*

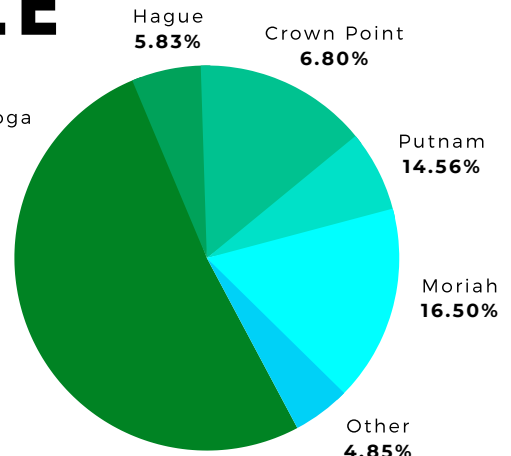
*"We have struggled and transitioned multiple times since the birth of my 4-year old son. It's a struggle to maintain."*

*"Daycare for children under 2 in this area is nearly IMPOSSIBLE TO FIND."*

# AUDIENCE PROFILE

Total Respondents: 103

Just over **50%** of respondents live in Ticonderoga. The other half live in surrounding towns.



**76%** of these parents work in Ticonderoga.

**30%** of the respondents work at a school. The remaining 70% were evenly distributed among other employers.

**42%** of respondents indicated a **lack of childcare availability** prevents someone in their household from working full/part-time.

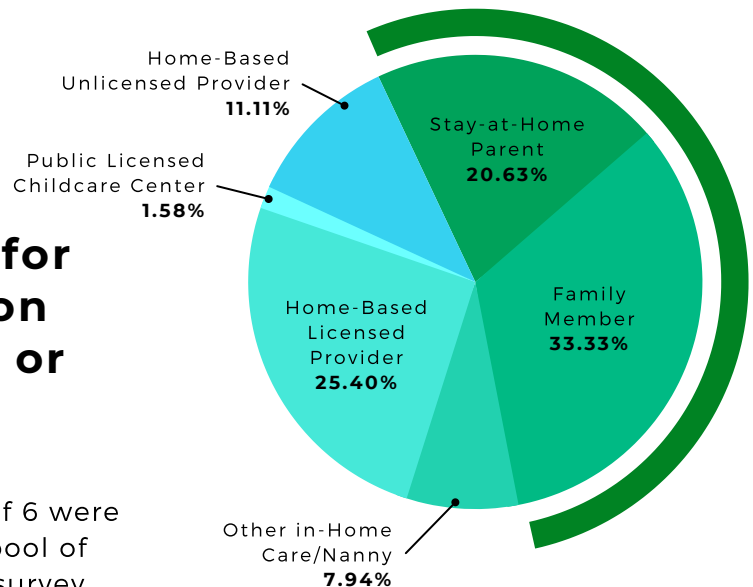


**84%** of these parents are working full-time.

# CHILDCARE DEMAND PROFILE

Total Respondents: 103

Over **50%** of childcare for young children relies on a stay-at-home parent or family member.



**129** children under the age of 6 were identified as a possible pool of children to serve by the survey.

**33%** of respondents say their childcare provider's hours **do not** accommodate their current work schedule.

# A LACK OF CHILDCARE AFFECTS EMPLOYERS

---

If we think childcare is just a family problem, consider the financial and productivity impact to employers and our economy as a result of childcare issues for employees.

**73%** of respondents indicated that unreliable or unavailable childcare causes them to lose work time monthly.

**29%** indicated that they lose work **3 or more times per month**.



## Employer Testimony:

*"I own a small business that is affected by the lack of childcare centers or the high cost of childcare. Four employees have to adjust their schedules due to a lack of childcare, arriving late, or having to leave early almost on a daily basis. It greatly affects how we schedule our crews and run our business operations. We need to do something about this problem in our community."*

## Employee Testimony:

*"Our family made the decision not to have additional children due to the complete lack of childcare options. We moved to Vermont in part because there were more options. There were remarkably few daycare providers for young children in Ticonderoga, and the ones that were available were either full or not a safe environment."*

*"We work shift work at the mill. Its coming to where one parent is going to have to stay home. There is no childcare to accommodate the hours we work when our schedules overlap and family care isn't an option for us."*


*"I currently don't work because there isn't quality childcare available in town. The few good places are cost-prohibitive."*



# CHILDCARE IS AN URGENT NEED IN OUR COMMUNITY

29% of respondents provided additional testimony about how their family is impacted by the challenge of childcare.

Parents say that if a public childcare facility was available to them, they would send their kids... **87** of them!



Infant - 18 months = 29      18 months - 3 years = 27  
3 - 5 years = 31

That's **64%** more kids than the average class size at Ticonderoga Central School District.

**70%** of parents say their child/children would attend a public childcare center 4 or 5 days a week.

## COST FACTORS WHEN CONSIDERING THE BUSINESS MODEL

Though **42%** of respondents indicated **availability** as their primary barrier to childcare, **29%** of respondents indicated that the **cost** of childcare prevented someone in their household from working full/part-time. The cost of childcare varies widely by age. Stabilizing affordability across the board is essential.

### Monthly childcare spend per child per month:

	Under \$500	\$500 - \$750	\$750 - \$1,000	\$1,000 - \$1,250	\$1,250 - \$1,500	Over \$1,500	Number of respondents
infant to 18 years old	46.15%	38.46%	15.38%	0.00%	0.00%	0.00%	13
18 months to 3 years old	15.79%	68.42%	10.53%	5.26%	0.00%	0.00%	19
3 to 5 years old	56.52%	30.43%	8.70%	0.00%	0.00%	4.35%	23



# MEETING THE CHALLENGE IN THE TICONDEROGA AREA

---

We must meet the challenge of childcare in the Ticonderoga Area. Regionally, various agencies are working on advocacy for subsidy funding for families and staff training opportunities. But in our area, the core of the challenge lies in creating new childcare resources that are both home-based and publicly based. Home-based resources alone cannot reasonably cover the vast deficit of slots for children, nor can they address the vulnerability and reliability issues inherent in home-based care. We need at least one public childcare facility to provide the volume and stability our residents and workers need.

## OUR PARTNERS

---



**SILVER BAY YMCA**  
Conference & Family Retreat Center



## LEARN MORE

To learn more about the challenge of childcare in the Ticonderoga Area visit:

[www.ticonderoga-alliance.org/challenge-of-childcare](http://www.ticonderoga-alliance.org/challenge-of-childcare)